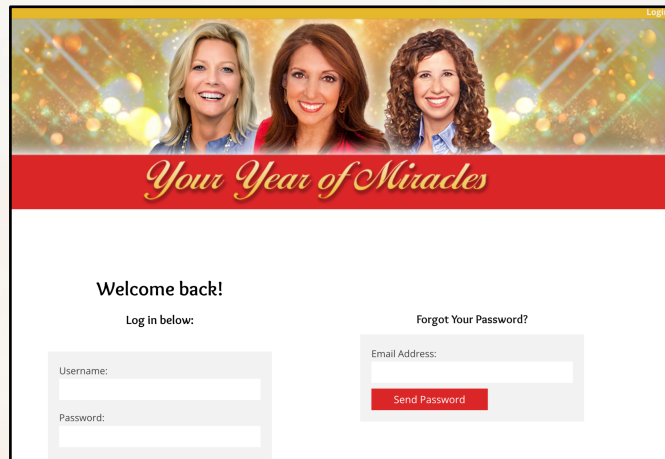


The Forum - Communicating with your Miracles Group

Here's a guide to assist your Miracles Group with communicating by using the Forum on your Group's homepage.

1. Go to [YOM Membership Portal](#) and login, if you have not already.



The screenshot shows the login page for 'Your Year of Miracles'. At the top, there is a banner with three women's faces and the text 'Your Year of Miracles'. Below the banner, it says 'Welcome back!' and 'Log in below:'. There are two input fields: 'Username:' and 'Password:'. To the right, there is a 'Forgot Your Password?' link and a 'Send Password' button.

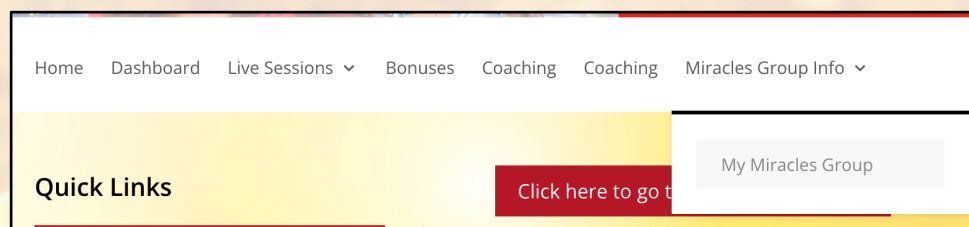
2. Click on Miracles Group Info on the menu bar of the membership site.



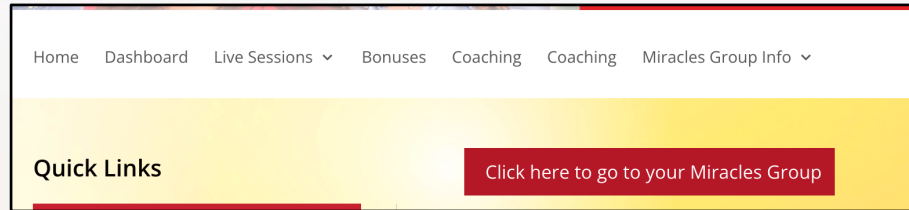
3. There are three ways to get to your Miracles Groups:

(Note: if you click any of these options and it brings you back to this page, you are not currently in a Miracles Group. Please reach out to groups@youryearofmiracles.com for assistance.)

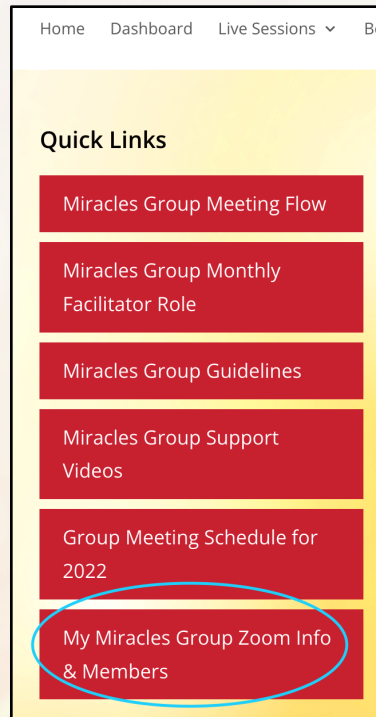
- a. The drop-down menu from Miracles Group Info on the menu bar



- b. Click on the ***“Click here to go to your Miracles Group”*** button

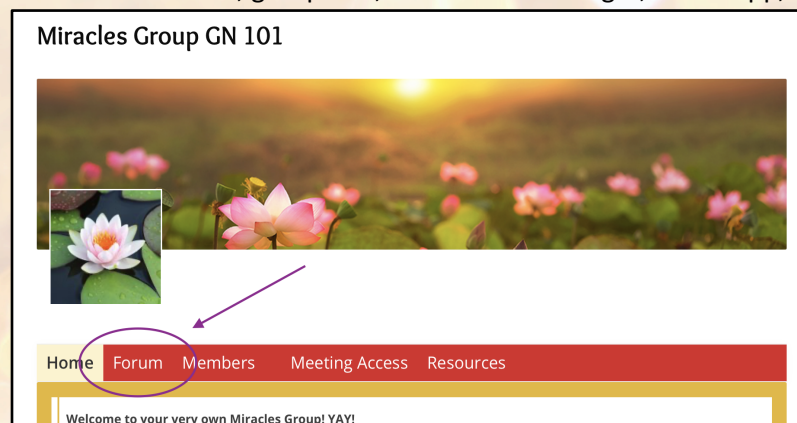


- c. Click ***“My Miracles Group Zoom Info & Members”*** found under ***Quick Links***



4. Click on the Forum tab when in your group.

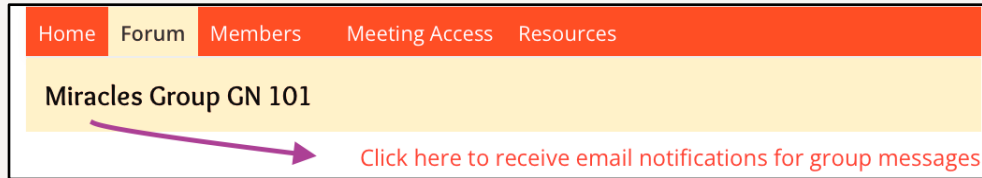
This forum is provided as an optional form of communication for your group. You are more than welcome to use other forms of communication like email, group text, Facebook messenger, WhatsApp, instead.



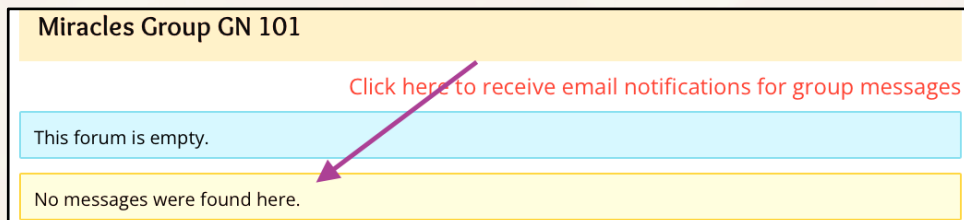


5. Once on the forum tab, you can start communicating with your group.


- a. You can subscribe to receive email notifications any time someone creates a new post in your group's forum. *Please note, that if you leave the group, you need to unsubscribe prior to leaving the group - or you'll continue to receive them.*



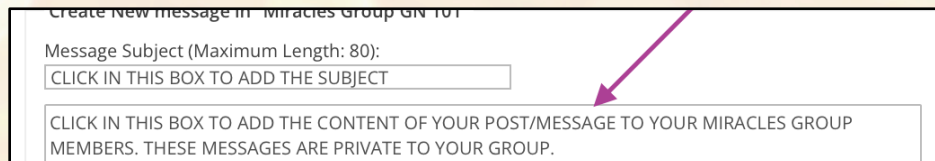
- b. If there are existing messages in your group's forum, they will appear where the screenshot below says, "No messages were found here".




- c. Click in the Message subject box to enter the subject of your post/message as shown below.




- d. Click in the bigger "content" box to type in your message. *Please keep messages relevant to the group's purpose.*



- e. When someone replies to your post, you will get a notification. *Uncheck the box if you do not want to be notified of new replies.*



- f. Click on the Submit button to post your message.



6. To view and reply to an existing post:

- Click on the title of the post.

Miracles Group GN 101

[Click here to receive email notifications for group messages](#)

This forum has 1 topic, and was last updated 6 minutes ago by [Jen-Lee Leila One](#).

Viewing topic 1 (of 1 total)

Topic	Voices	Posts	Last Post
Intentions and foundation for Weeks 2/14/22 to 2/28/22	1	1	6 minutes ago

Started by: [Jen-Lee Leila One](#)

Viewing topic 1 (of 1 total)

Create New message in "Miracles Group GN 101"

Message Subject (Maximum Length: 80):

- Click into the content box to add your reply

February 11, 2022 at 10:47 am REF ID: #52755

Please post your Intentions and foundation for all of us to supercharge for the weeks of 2/14/22 to 2/28/22.

[Jen-Lee Leila One](#)
Participant

Author	Posts
--------	-------

Viewing 1 post (of 1 total)

Reply To: Intentions and foundation for Weeks 2/14/22 to 2/28/22

Member 2's reply: Here is my intention and foundation to be supercharged

- Click submit (don't forget to uncheck the box if you don't want notifications)

☐ Notify me of follow-up replies via email

To get back to your group, [click here](#).